

SECURITIES TRADING IN THE THIRD QUARTER OF 2022

In the third quarter of 2022, a total of 61 trading sessions worth 52.47 billion MNT were made. Specifically, 152.8 million shares of 111 joint-stock companies were traded for 36.72 billion MNT in the primary and secondary markets; 117.25 securities were traded in the primary and secondary markets of asset-backed securities for 11.72 billion MNT; 1.6 million units were traded in the secondary market of investment funds for 0.8 billion MNT; and 23,400 bonds were traded for 3.21 billion MNT in the secondary markets of the company's bonds.

During the reporting period, an average of 2.5 million securities were traded for 0.86 billion MNT per day.

Securities trading /2022.09.30/

Types of securities		Third quarter of 2021		Third quarter of 2022	
		Volume (‘000 000)	Value (‘000 000 000)	Volume (‘000 000)	Value (‘000 000 000)
Share	Primary market	-	-	86.01	21.49
	Secondary market	108.06	66.58	66.80	15.23
Asset-backed securities	Primary market			0.10	10.00
	Secondary market	0.00	0.09	0.02	1.72
Company bond	Primary market	1.95	219.41	-	-
	Secondary market	1.57	165.61	0.02	3.22
Investment fund	Primary market	47.50	47.50	-	-
	Secondary market	4.07	1.44	1.61	0.81
Total		163.14	500.63	154.56	52.48

ACTIVELY TRADED 30 SECURITIES

Securities	In numbers '000 000	№	Securities	By value '000 000 000
Tandem invest	14.65	1	APU	2.39
Central Express CVS	10.60	2	Central Express CVS	2.21
Mandal Insurance	8.14	3	Talkh-Chikher	1.95
Mon Beef	4.44	4	Ard Financial Group	1.47
Moninjbar	4.10	5	Invescore NBFJ JSC	0.91
Monos khuns	3.54	6	Ulsyn Ikh Delguur	0.69
Mandal Insurance	2.25	7	Tumen shuvuut	0.50
LendMN	2.25	8	Moninjbar	0.48
Remicon	1.96	9	Bayangol Hotel	0.47
Buligaar	1.76	10	Monos khuns	0.46
APU	1.50	11	Gobi	0.41
Gobi	1.33	12	Mon Beef	0.37
Ard credit	1.33	13	Mandal Insurance	0.32
Erdenes solutions	1.24	14	Tavantolgoi	0.31
Tumen shuvuut	1.13	15	Tandem invest	0.30
Darkhan Nekhii	1.03	16	Bogd Bank	0.23
Merex JSC	0.94	17	Erdene Resource Development Corporation	0.20
Hermes centre	0.84	18	Bodi Insurance	0.15
Mongol Basalt	0.53	19	Suu	0.14
Ard Financial Group	0.44	20	Ard Insurance	0.14
Khukh Gan	0.35	21	Erdenes solutions	0.13
Suu	0.29	22	Ard credit	0.13
XK	0.25	23	Mongol Basalt	0.11
Invescore NBFJ JSC	0.22	24	Hermes centre	0.09
Ulsyn Ikh Delguur	0.20	25	LendMN	0.07
Ard Insurance	0.19	26	Bidisec	0.06
Itools	0.18	27	Remicon	0.05
Silicate	0.15	28	UB-BUK	0.05
Bogd Bank	0.11	29	Mongol Shuudan	0.04
UB-BUK	0.11	30	Tushig Uul	0.03
Total	66.07			14.87
Percentage of total shares	98.90			97.52

20 SECURITIES WITH MOST GROWTH

Securities	Closing price		Price change	
	2022.09.30	2021.09.30	MNT	%
Khuvsgul usan zam	6,250.00	478.00	5,772.00	1,207.53
Khorin Khoyordugaar Baaz	2,067.00	379.00	1,688.00	445.38
Mandalgobi impex	710.00	135.00	575.00	425.93
TenGerLeague Media Group	12,000.00	2,584.00	9,416.00	364.40
Monnoos	9,000.00	1,950.00	7,050.00	361.54
Khunnu menegment	1,709.00	427.89	1,281.11	299.40
Undurkhaan	4,266.00	1,200.00	3,066.00	255.50
Altain zam	170,000.00	48,120.00	121,880.00	253.28
Erchim Bayan-Ulgii	2,500.00	1,000.00	1,500.00	150.00
Teever-Achlal	2,443.00	1,058.00	1,385.00	130.91
Khurd	9,880.00	4,279.00	5,601.00	130.90
Mongol diesel	1,255.00	624.50	630.50	100.96
Standard property group	82.00	43.00	39.00	90.70
Khusug Trade	5,180.00	2,964.00	2,216.00	74.76
Ulaansan	1,570.00	1,000.00	570.00	57.00
Standart Noos	404.00	260.00	144.00	55.38
Shinest	174.89	115.00	59.89	52.08
Bulgan Guril Tejeel	900.00	608.00	292.00	48.03
Mongol nekhmel	3,401.00	2,410.00	991.00	41.12
Orkhon hugjil	434.83	328.80	106.03	32.25

20 SECURITIES WITH MOST DECLINE

Securities	Closing price		Price change	
	2022.09.30	2021.09.30	MNT	%
Euroasia Capital Holding JSC	271.00	990.00	(719.00)	(72.63)
Ard financial group	3,127.00	10,800.00	(7,673.00)	(71.05)
Mongol keramik	4,890.00	16,500.00	(11,610.00)	(70.36)
Mongeo	5,150.00	17,000.00	(11,850.00)	(69.71)
Selenge sureg	1,420.00	4,250.00	(2,830.00)	(66.59)
Juulchin Gobi	3,500.00	10,200.00	(6,700.00)	(65.69)
Gan khiits	2,550.00	7,140.00	(4,590.00)	(64.29)
Ard credit	93.76	249.83	(156.07)	(62.47)
Crypto nation JSC	54,950.00	146,000.00	(91,050.00)	(62.36)
Darkhan Hotel	74.00	190.00	(116.00)	(61.05)
Tushig Uul	250.00	640.00	(390.00)	(60.94)
Khasu Mandal	2,700.00	6,900.00	(4,200.00)	(60.87)
Gonir	520.00	1,300.00	(780.00)	(60.00)
Ard Insurance	707.15	1,613.00	(905.85)	(56.16)
Mongol shevro	1,380.00	3,009.00	(1,629.00)	(54.14)
Mongoliin khugjil undesnii negdel	1,400.00	3,050.00	(1,650.00)	(54.10)
Ereentsav	2,425.00	5,250.00	(2,825.00)	(53.81)
National Privatization Fund	112.96	243.08	(130.12)	(53.53)
Buligaar	9.00	18.98	(9.98)	(52.58)
Mongolian post	650.00	1,328.00	(678.00)	(51.05)

Block trades

During the reporting period 9 million shares worth MNT 3.42 billion were traded on block trades. This is 9.34 percent of the total share trading value.

BLOCK TRADES

No	Symbol	Securities	In numbers	By value
1	TCK	Talkh-Chikher	53,249.00	1,905,298,000.00
2	CUMN	Central Express CVS	4,807,693.00	1,057,548,229.21
3	MIB	Moninjbar	4,231,920.00	465,511,200.00
Total			9,092,862.00	3,428,357,429.21

Market capitalization

The market capitalization reached 4 trillion 786.3 billion MNT, this figure is 179.6 billion MNT or 3.62 percent lower than from the same period of the previous year.

30 SECURITIES OF THE HIGHEST MARKET CAPITALIZATION

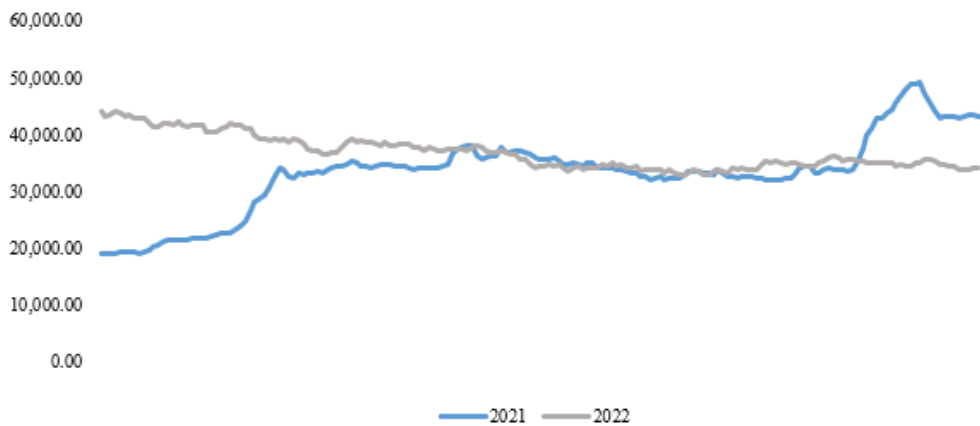
Securities	Market capitalization / '000 000 000 /
APU	1,377.62
Tavantolgoi	413.42
Invescore NBFI JSC	330.93
Mic holding	279.58
Erdene Resource Development Corporation	254.61
Gobi	206.51
Mongol Insurance	205.22
Central Express CVS	170.10
Suu	166.39
Ulsyn ikh delguur	135.23
Bogd bank	125.31
Ard financial group	89.48
Tumen shuvuut	72.42
TenGerLeague Media Group	72.00
Mongol shuudan	64.73
UB-BUK	60.75
Gutal	53.55
Mandal Insurance	51.82
Mandal Future Growth	44.40
Monos khuns	40.91
Talkh-Chikher	32.74
Tandem invest	30.16
Bodi Insurance	29.45
Ard credit	26.23
LendMN	22.22
Darkhan Nekhii	22.02
Shivee Ovoo	20.80
Berkh Uul	20.02
Technicimport	18.00
Ard Insurance	17.68
Total	4,454.27
Percentage	93.06

INDEX

TOP 20 Index

During the reporting period, TOP-20 index reached its 52 weeks high at 36 033.30 units and 32 836.01 units at its lowest, with the average being 34 568.58 units. The TOP-20 index stood at 34 024.26 units indicating a decrease of 8 913 units or 20.76 % compared to the same period of the previous year.

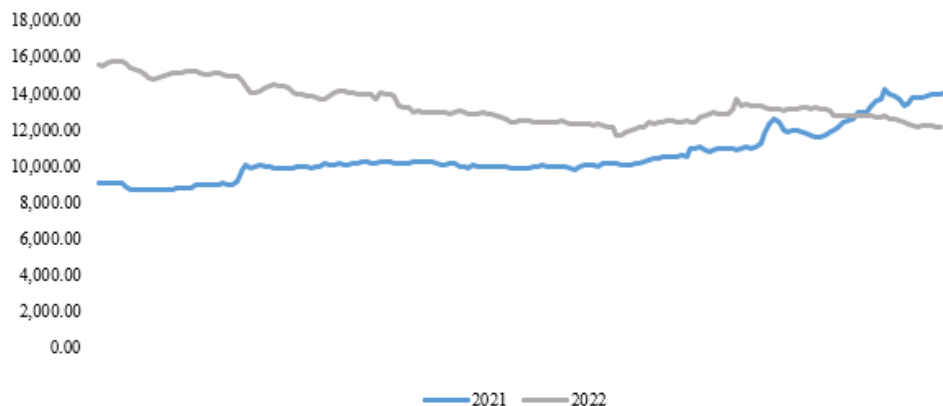
TOP-20 Index



MSE A, MSE B Index

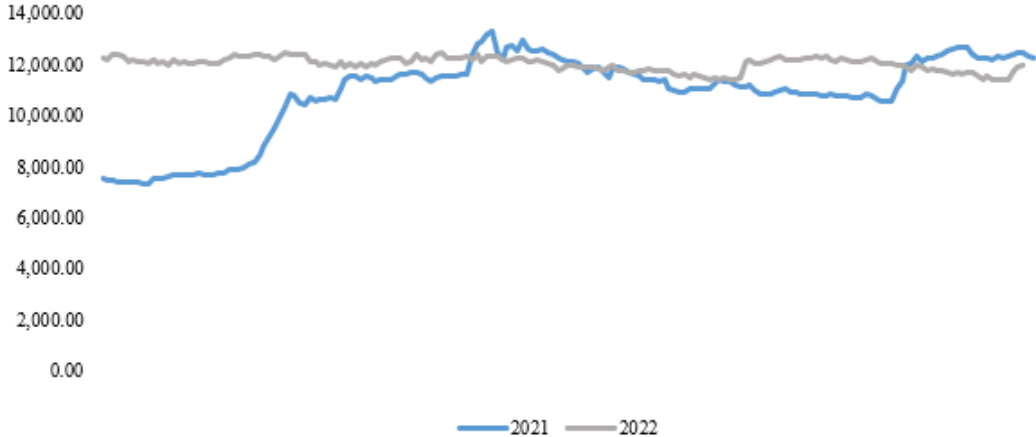
During the reporting period, MSE-A index reached its 52 weeks high at 13 654.82 units and 12 098.54 units at its lowest, with the average being 12 800.31 units. The MSE-A index stood at 12 098.54 units indicating a decrease of 1 873.92 units or 13.41 % compared to the same period of the previous year.

MSE-A Index



During the reporting period, MSE-B index reached its 52 weeks high at 12 315.82 units and 11 397.98 units at its lowest, with the average being 11 918.03 units. The MSE-B index stood at 11 972.15 units indicating a decrease of 298.35 units or 2.43 % compared to the same period of the previous year.

MSE-B Index



TRADING DIVISION